

INDUCTION COOKTOP 900mm

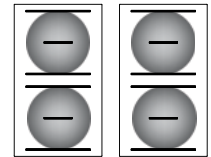
- ROUND INDUCTION ZONE

IN514R3-B, IN514R3-LS, IN514R3-CB, IN514R5-B, IN514R5-LS, IN514R5-CB

- Heavy-duty construction
- Four 270mm dia round induction zones
- 3.5kW or 5kW heating per zone
- Automatic pan detection switches induction zone off when pan removed
- 3 models of base unit
- Stainless steel exterior
- Easy clean
- Easy service
- Fully modular



IN514R5-LS



Induction Zone Options

R3 - 3.5kW round induction

R5 - 5kW round induction

Overall Construction

Cooktop

- Welded hob with 2.0mm stainless steel hob top
- Splashback and side panels 1.2mm stainless steel
- Front panels 0.9mm stainless steel
- 6mm thick ceramic glass cooking surface

Bench mount (supplied as – B model)

- Four 63mm dia. heavy-duty 1.2mm 304 stainless steel bench legs with adjustable feet
- Adjustable height 80mm – 105mm

Leg stand (supplied as – LS model)

- Fully modular for matched suite finish
- Framed top for connection to Cooktop
- 63mm dia. heavy-duty 1.2mm 304 stainless steel legs with two adjustable feet at front and two rollers at rear
- Fully modular framed stand shelf with 0.9mm 304 stainless steel finish
- Quick assembly design

Cabinet base (supplied as – CB model)

- Fully modular for match suite finish
- Double skin 0.9mm 304 stainless steel interior and exterior
- 63mm dia. heavy-duty 1.2mm 304 stainless steel legs with two adjustable feet at front and two rollers at rear

Controls

- Large easy use control knob
- Infinitely variable power controls for each induction zone
- Heating ON indicator lights (green) including pan detection indication
- Error mode indicator light (green)

Cleaning and Servicing

- All models with easy clean stainless steel external finish
- Fully sealed cooking surface
- Removable full stainless steel air intake filters (induction cooling)
- Front service access

INDUCTION COOKTOP 900mm

- ROUND INDUCTION ZONE

IN514R3-B, IN514R3-LS, IN514R3-CB, IN514R5-B, IN514R5-LS, IN514R5-CB

Specifications

Cooktop

4 x 3.5kW induction zones
or
4 x 5.0kW induction zones
Ø 270mm induction zones

Electrical requirements

IN514R3
14kW, 400-415V, 50/60Hz, 3P+E
20A / phase
IN514R5
20kW, 400-415V, 50/60Hz, 3P+E
28A / phase

Dimensions

Bench model
Width 900mm
Depth 812mm
Height 355mm
Incl. splashback 525mm
All models (excluding Bench model)
Width 900mm
Depth 812mm
Height 915mm
Incl. splashback 1085mm

Nett weight

105kg

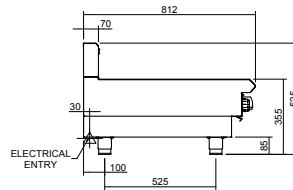
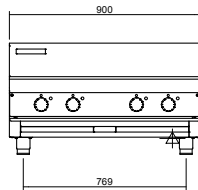
Packing data

1.03m³, 157kg
Width 945mm
Depth 865mm
Height 1255mm

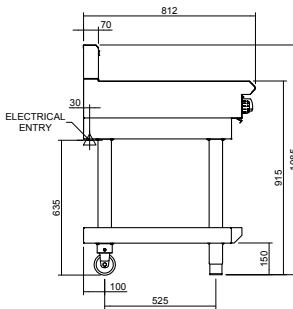
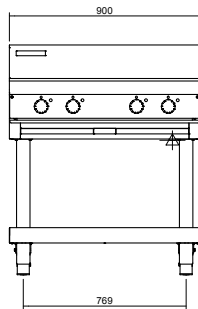
Options

Castors
Plinth mounting

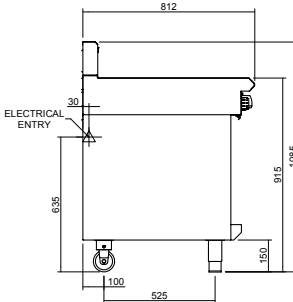
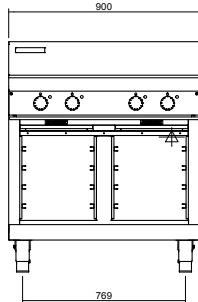
IN514-B



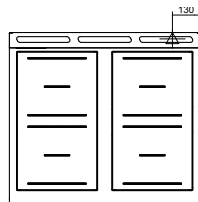
IN514-LS



IN514-CB



IN514R3, IN514R5



www.blue-seal.co.uk

United Kingdom
blue-seal.co.uk
Blue Seal Limited
Unit 67
Gravelly Business Park
Gravelly
Birmingham B24 8TQ
England
Telephone 0121-327 5575
Facsimile 0121-327 9711
sales@blue-seal.co.uk

Australia
moffat.com.au
Moffat Pty Limited
740 Springvale Road
Mulgrave
Victoria 3170
Australia
Telephone +613-9518 3888
Facsimile +613-9518 3833
vsales@moffat.com.au

New Zealand
moffat.co.nz
Moffat Limited
45 Illinois Drive
Izone Business Hub
Rolleston 7675
New Zealand
Telephone +64 3-983 6600
Facsimile +64 3-983 6660
sales@moffat.co.nz

International
moffat.com
international@moffat.co.nz



ISO9001
Quality
Management
Standard

Designed and manufactured by



ISO9001
All Blue Seal products are designed and manufactured by Moffat using the internationally recognised ISO9001 quality management system, covering design, manufacture and final inspection, ensuring consistent high quality at all times.

In line with policy to continually develop and improve its products, Moffat Limited reserves the right to change specifications and design without notice.



Copyright Moffat Ltd.
UK.BS.01.23

an Ali Group Company



The Spirit of Excellence